


N6.200

Specifications



Power at crankshaft	149 kW [203 hp]
Displacement	6.8 l [414 in ³]
Configuration	6 cylinders in line
Operation type	4 stroke Diesel
Bore & Stroke	106.4 x 127 mm [4.19 x 5 in]
Compression ratio	17.0:1
Rated speed	2500 rpm
Idle speed	650 rpm
Peak torque	695 Nm
Peak torque speed	1800 rpm
Dry weight	735 kg [1620 lb]

Engine base	John Deere
Fuel system	Direct injection Mechanical governor
Air intake	Turbocharged
Cooling	Closed cooling with heat exchanger
Mounting angle	9° Front up 0° Front down
Alternator	24 Volt 50 Amp
Rating	M3

N6.200

149 kW [203 hp] @ 2500 rpm

TECHNICAL DESCRIPTION

Engine block

- Replaceable wet-type cylinder liners
- Watercooled exhaust manifold

Fuel system

- Fuel filter
- Direct injection, mechanical governor

Lubrication system

- Replaceable full-flow oil filter
- Oil dipstick
- Oil cooler

Cooling system

- Closed cooling with heat exchanger
- Gear driven self-priming raw water pump
- Coolant circulating pump
- Water cooled exhaust elbow

Electrical system & Instrumentation

- 24V 50A alternator
- 24 Volt starter motor
- Complete instrumentation including key switch and alarms
- Extension cable harness with plug-in connection

Air intake

- Turbocharged

Other features

- Flywheel SAE 3
- Flexible engine mounting
- Damper pulley

Optional equipment & accessories

- Keel cooling adaptation
- Dry exhaust elbow
- Complete marine propulsion systems
- Marine transmission adaptation kits
- Throttle and shift controls
- Additional instrumentation, Flying bridge extension harness
- Rigid engine mounting
- Power take off
- Type approval

RATING

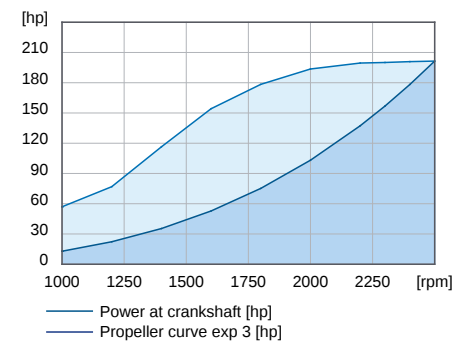
- Up to 4000 annual operating hours
- Load factor up to 50%
- Full power for no more than 4 hours out of each 12 hours of operation. The remaining operation time must be at or below cruising speed

TRANSMISSIONS

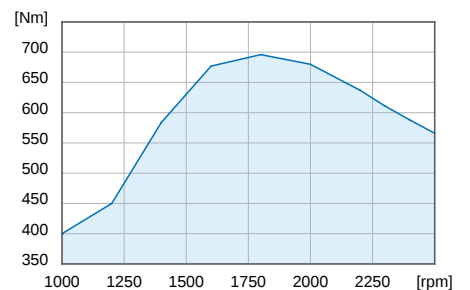
Contact your local dealer for more details and availability for transmission model and type.

PERFORMANCE CURVES

Power at crankshaft

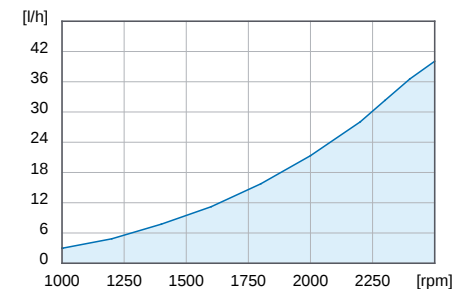


Torque at crankshaft

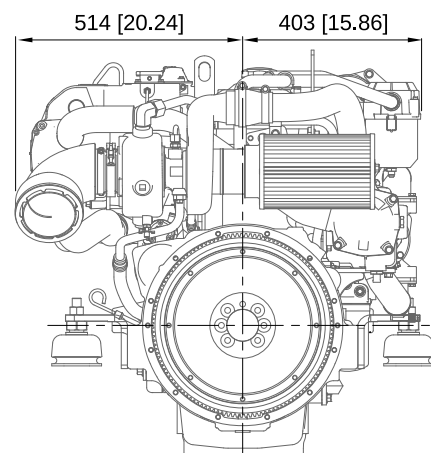
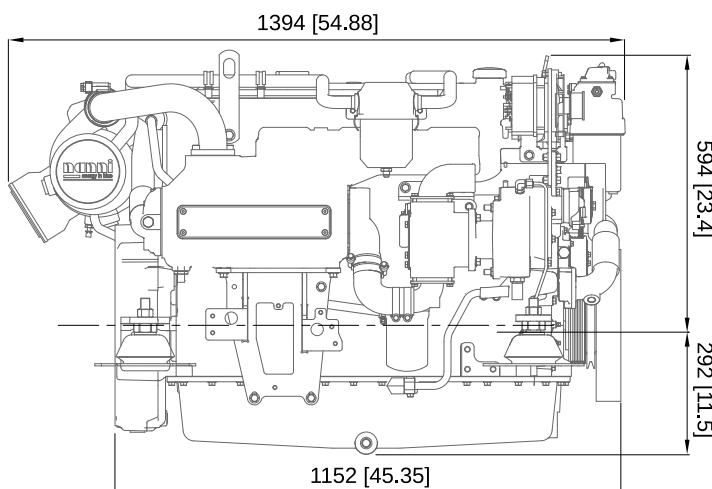


Fuel consumption

At calculated propeller load exp 3



DIMENSIONS BOBTAIL



Nanni Industries S.A.S. France

11, Avenue Mariotte - Zone Industrielle
33260 La Teste - France
Tel: +33 (0)5 56 22 30 60
Fax: +33 (0)5 56 22 30 79

Nanni Trading S.R.L

Via Degli Olmetti, 5/B
00060 Formello (RM) - Italia
Tel: +39 (0)6 30 88 42 51/52/53
Fax: +39 (0)6 30 88 42 54

Technical data according to ISO 8665. Specifications are subject to change without notice. Images and illustrations may show non standard equipments. All combination of equipment & accessory are not available.

210715-ENG