

JLN-205Mk2 Speed log



– a highly accurate measurement tool that ensures stable speed data

4.5-inch high brightness display

Dual color LED backlight

Various display modes

Large characters for easy read-out

Accurate measuring and stable indication

Features

Features

The JLN-205Mk2 is a stable and highly accurate measurement tool to ensure stable speed data utilizing high frequencies ultrasonic waves.



Dual LED backlight

The unit incorporates many display modes readily available on a highly visible 4.5-inch LCD display. Besides the display being fully dimmable and having backlit keys, it features dual LED backlight (white and orange), making it easy to operate in various light settings on the bridge.

Clear view

Multiple display modes are available from the menu with main data displayed in large characters for easy reading. You can easily switch at your own convenience, particularly useful when a situation requires specific information.



Transducer

The transducer is compact and constructed of light weight moulded rubber, to minimize the effects on aeration, which allows stable and accurate operation.



Gate valve

Using an optional gate valve transducer allows for long-term cost saving and easy maintenance as dry docking is not necessary.


Error free

An ultrasonic beam is transmitted in fore and aft directions. At the same time, the hull motions such as rolling and pitching are detected and removed by simply measuring the difference of the Doppler shift reception signal, ensuring accurate and stable speed data, even in the roughest conditions.

Operation

Uniform operation

In keeping with the company's philosophy of an easy to use Man Machine Interface, the new generation displays have allowed JRC's engineers to develop an exciting new software approach for uniform operation.



Flexible data and dimmer share

The display of the JLN-205Mk2 can be purchased separately as Multi Info Display (MID). It allows full NMEA0183 data share for up to 10 displays and can be flexibly installed. The same applies for dimmer share. By changing the intensity on one of the units, it automatically shares the new settings to the other displays. Sample:



In this sample, the display with ID4 receives data (RS-422) from signal distributor and outputs vessel speed data (RS-485) to all connected display. Dimmer share has been separated in two groups, whereas group 1 can be operated by external dimmer and group 2 is linked pressing the button on the display.

Flexibility

Signal distributor

This speed log incorporates a highly reliable interfacing field. You can easily connect a wide range of additional equipment to optimize your configuration. A second display, smaller remote displays and analogue indicators are just a few of the possibilities. The JLN-205Mk2 can also output the measurement information to radar and eccdis.



Signal processor

The transducer room has a quite bad environment with regard to vibration and humidity, therefore, before signal is distributed to various equipment, the transducer is directly connected to the processor, minimizing loss of signal and extending cable length to hundreds of meters.

No flush mount kit

With JRC's new design approach, a flush mount kit is not required and screws are nicely concealed behind the front cover.



In the box

- Display + Bracket
- Signal distributor
- Signal processor
- Transducer + cable (30 m)
- Data/Power cable (2 m)
- Spare parts
- Plates + Manual

Options


- Gatevalve transducer NKF-531E (with 25 m cable)
- Slave display NWZ-4610
- Analog display NWW-24/25/26 (flush/wall/table mount)
- Distance counter NWW-7 (Up to 9999.99NM)
- Data/Power cable CFQ-5766A/D/F (2/10/20 m)
- Data cable (3 m) CFQ-5769 (RS-485 network)
- T-shape connector AA-040404-MMM-TL (RS-485 network)
- Dimmer unit NCM-227 (for NWZ-4610)
- Junction box CQD-10 (extending signal distributor)



Weight and dimensions

Display unit

NWZ-4610 Weight 600 g (+ bracket 130 g)




Signal distributor

NQA-4288A Weight 6 kg




Signal processor

NJC-25 Weight 10 kg



Transducer

NKF-547 Weight 17 kg



Gatevalve transducer option

NKF-531E Weight 48 kg



Specifications

	JLN-205Mk2
IMO compliant	✓
Operating method	Dual beam pulse Doppler system
Frequency	2MHz
Speed range	-10kn to 40kn
Distance run (range)	0 to 99999.99NM (NWW-7 is 9999.99NM)
Depth range	Relative speed to water of depth greater than 3 meter below hull bottom
Speed accuracy	±1% or ±0.1kn whichever value is greater
Distance accuracy	±1% or ±0.1kn in each hour whichever value is greater
Speed unit	kn or m/s
Display unit	4.5-inch monochrome LCD (128 by 64 dots)
Backlight	White and orange LED selectable
Dimmer levels	Bright, medium, dark, off
Dimmer control	Keys or external control
Contrast	13 levels
Keys	12 (backlit) keys
Alarm indication	Sound and/or LCD backlight color change
IEC-61162-1 input	RMC, RMA or VTG (for displaying SOG from GPS)
IEC-61162-1 output	8 ports (NMEA0183 ver 1.5 or 2.3: VBW, VLW sentence)
Other output	Ship's speed: 2 ports (DC voltage signal for analog display -2V to 10V DC) Log pulse: 4 ports (Opto-coupler signal 200 pulses/NM, 30V, 50mA max) Log signal: 1 port (Relay closure signal 200 pulses/NM, 30V, 1A max) Slave display signal: 2 ports Distance signal: 1 port Remote display signal: 1 port RMS: 1 port Power fail alarm: 1 port (Relay closure signal 250V, 5A max)
Power supply voltage	100-115V/220-230V AC ±10%, 50/60Hz
Power consumption	Less than 100VA
Ambient conditions	Temperature: -15 to 55°C (operating) Relative humidity: 0% to 93% non-condensing

JRC offices around the world

Amsterdam Hanoi Manilla Seattle Taipei
Athens Hong Kong New York Shanghai Tokyo
Hamburg Jakarta Rio de Janeiro Singapore

jrc.co.jp

Authorized reseller