



MF/HF MARINE TRANSCEIVER

IC-M710



Simple, dependable worldwide communications at an affordable price.

1136 channels

160 programmable, 242 ITU SSB duplex, 72 ITU SSB simplex and 662 ITU FSK duplex channels are available.

Rugged construction

The highest quality components are used throughout. Constructed in a die-cast aluminum chassis with surface mount components, the IC-M710 is designed for long hours of operation in the harsh marine environment.

Alphanumeric readout

The large, easy-to-read display shows status at a glance. Seven characters can be programmed into each memory channel to conveniently display station names, ship names, etc.

150 W of output

A full 150 W (PEP) of output power is available for reliable long distance communication. A large cooling fan, in combination with the aluminum chassis, allows continuous transmission at full output power— even during demanding RTTY (radio teletype) and NBDP (narrow band direct printing) operation.

Automatic tuning function

An automatic tuning function is available when using the IC-M710 in combination with the optional AT-140 for quick and easy antenna tuning. Tuning is fully automatic. When you push the PTT on a new frequency, the antenna tuner quickly tunes the antenna automatically.

Easy to use

Two large memory and frequency dials allow quick and easy operation.

And more...

- Covers all allowed bands between 1.6 and 27.5 MHz
- General coverage receiver
- Modes: SSB, RTTY, CW and AM
- 2182 kHz alarm built-in (optional for General versions)
- RF gain control
- Audio activated squelch
- Terminals for frequency/mode control via NMEA interfacing
- Direct keypad channel selection entry
- Large, front-mounted speaker
- Weather fax ready
- Backlight control
- CW full break-in and semi break-in

Icom Inc.

SPECIFICATIONS

GENERAL

- Frequency coverage : Receive 500 kHz–29.9999 MHz
Transmit* 1.6–27.5 MHz
*Restrictions may apply depending on version.
- Mode (varies with version) : J3E (USB), H3E, J2B (AFSK), F1B (FSK) R3E, A1A (CW)
(available modes may differ depending on version)
- Number of channels : 1136 (max.)
(160 programmable; 242 ITU SSB duplex; 72 ITU SSB simplex; 662 ITU FSK duplex)
- Antenna impedance : 50 Ω (nominal)
- Usable temperature range : –30 to +60°C (–22 to +140°F)
- Freq. stability : ±10 Hz (–30 to +60°C; –22 to +140°F; ±20 Hz above 15 MHz for General and Marine versions)
- Power supply requirement : 13.6 V DC ±15%
(negative and floating grounds are available depending on version)
- Current drain (at 13.8 V DC) :

Transmit (max. output power)	30 A
Receive (max. audio output)	2.5 A (negative ground type)
	3.0 A (floating ground type)

- Dimensions : 291.4(W)×116.4(H)×315(D) mm
(projections not included) 11¹⁵/₃₂(W)×4¹⁹/₃₂(H)×12¹³/₃₂(D) in
- Weight : 7.9 kg; 17 lb 7 oz (negative ground type)
8.1 kg; 17 lb 14 oz (floating ground type)

TRANSMITTER

- Output power :
(U.S.A. version) 150, 60, 20 W PEP (selectable)
(60, 20 W only for 25 MHz band)
(Europe version) 150, 60 W PEP (selectable)
(60 W only for 25 MHz band)
- Spurious emissions : –65 dB (USA version)
–60 dB (Europe version)
- Carrier suppression : 40 dB
- Unwanted sideband suppression : 55 dB
- Microphone impedance : 600 Ω

RECEIVER

- Sensitivity :
J3E, R3E, J2B, F1B, A1A 0.5 μV (1.8–29.9999 MHz)
(for 12 dB SINAD) 1 μV (1.6–1.7999 MHz)
6.3 μV (0.5–1.5999 MHz)
H3E 3.2 μV (1.8–29.9999 MHz)
(for 10 dB S/N) 6.3 μV (1.6–1.7999 MHz)
32 μV (0.5–1.5999 MHz)
- Spurious rejection ratio : 70 dB (1.6–29.9999 MHz)
- Audio output power : 4.5 W at 10% distortion with a 4 Ω load
- Audio output impedance : 4 to 8 Ω
- Clarity variable range : ±150 Hz


All stated specifications are subject to change without notice or obligation.

OPTIONS


Some options may not be available in some countries. Please ask your dealer for details.



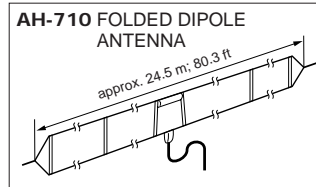
Matches the transceiver to a long wire antenna with little insertion loss. AT-130/E is also available.



Match the transceiver to a dipole antenna. Covers all HF bands from 1.5 to 30 MHz. 8 m×2 antenna wires come attached.



Match the transceiver to a long wire antenna. Covers all HF bands from 1.5 to 30 MHz. 15 m×1 antenna wire comes attached.



Covers from 1.9 to 30 MHz band. Has an SO-239 connector. Easy to assemble (non-kink construction).



Have good shape factor to provide better CW/RTTY reception. Bandwidth: 500 Hz/–6 dB



Provides clear audio reception and comes in handy for listening privacy.



Provides the alarm function. Already built in to the Marine version.

Icom Inc.

1-1-32, Kamiminami, Hirano-ku, Osaka 547-0003, Japan Phone: +81 (06) 6793 5302 Fax: +81 (06) 6793 0013 URL: <http://www.icom.co.jp/world/index.html>

Count on us!

Icom America Inc.

2380 116th Avenue NE,
Bellevue, WA 98004, U.S.A.
Phone : +1 (425) 454-8155
Fax : +1 (425) 454-1509
E-mail : sales@icomamerica.com
URL : <http://www.icomamerica.com>

Icom Canada

Glenwood Centre #150-6165 Highway 17,
Delta, B.C., V4K 5B8, Canada
Phone : +1 (604) 952-4266
Fax : +1 (604) 952-0090
E-mail : info@icomcanada.com
URL : <http://www.icomcanada.com>

Icom (Australia) Pty. Ltd.

A.B.N. 88 006 092 575
Unit 1 / 103 Garden Road,
Clayton VIC 3168 Australia
Phone : +61 (03) 9549 7500
Fax : +61 (03) 9549 7505
E-mail : sales@icom.net.au
URL : <http://www.icom.net.au>

Icom New Zealand

146A Harris Road, East Tamaki,
Auckland, New Zealand
Phone : +64 (09) 274 4062
Fax : +64 (09) 274 4708
E-mail : inquiries@icom.co.nz
URL : <http://www.icom.co.nz>

Icom (Europe) GmbH

Communication Equipment
Himmelgeister Str. 100,
D-40225 Düsseldorf, Germany
Phone : +49 (0211) 346047
Fax : +49 (0211) 333639
E-mail : info@icom-europe.com
URL : <http://www.icomeurope.com>

Icom Spain S.L.

Ctra. Rubi, No. 88 "Edificio Can Castanyer"
08190, Sant Cugat del Valles, Barcelona, Spain
Phone : +34 (93) 590 26 70
Fax : +34 (93) 589 04 46
E-mail : icom@icomspain.com
URL : <http://www.icomspain.com>

Icom (UK) Ltd.

Unit 9, Sea St., Herne Bay,
Kent, CT6 8LD, U.K.
Phone : +44 (01227) 741741
Fax : +44 (01227) 741742
E-mail : info@icomuk.co.uk
URL : <http://www.icomuk.co.uk>

Icom France S.a

Zac de la Plaine, 1,
Rue Brindejone des Moulinais BP 5804,
31505 Toulouse Cedex, France
Phone : +33 (5) 61 36 03 03
Fax : +33 (5) 61 36 03 00
E-mail : icom@icom-france.com
URL : <http://www.icom-france.com>

Icom Polska

Sopot, 3 maja 54, Poland
Phone : +48 (58) 550 7135
Fax : +48 (58) 551 0484
E-mail : icompolska@icompolska.com.pl
URL : <http://www.icompolska.com.pl>

Asia Icom Inc.

6F No. 68, Sec. 1 Cheng-Teh Road,
Taipei, Taiwan, R.O.C.
Phone : +886 (02) 2559 1899
Fax : +886 (02) 2559 1874
E-mail : sales@asia-icom.com
URL : <http://www.asia-icom.com>

Beijing Icom Ltd.

10C07, Long Silver Mansion, No.88, Yong Ding
Road, Haidian District, Beijing, 100039, China
Phone : +86 (010) 5889 5391/5392/5393
Fax : +86 (010) 5889 5395
E-mail : bjicom@bjicom.com
URL : <http://www.bjicom.com>

Your local distributor/dealer: